

1. 適用範圍 / SCOPE

WM30 系列小型保險絲，適用於數字儀表(工業用)。
WM30 series Miniature-Fuse, used in Digital Measuring Instruments (Industrial) .



2. 產品型號 / TYPE

例「example」：



3. 額定電流和額定電壓/ RATED CURRENT AND RATED VOLTAGE

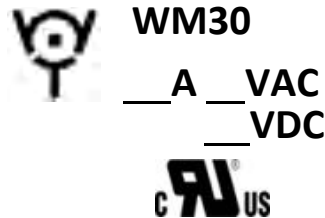
額定電流 / Rated Current: 200mA~30A
額定電壓 / Rated Voltage: 660V AC/DC

4. 標示 / MARKING

保險絲上需有下列標示/The fuses shall have the following marking

製造工廠的標識+系列號/ Manufacture's Logo+ Part Number:

額定電流+額定電壓/ Rated Current (A)+ Rated Voltage(V):



認證符號/ Approved Symbol

注意 / Note :

對標示的大小和位置沒有規定 / Size and position of the markings shall not be provided.

5. 外觀及形狀 / APPEARANCES AND CONFIGURATION

5-1 外觀：不應有破碎、明顯的污斑。

Appearances: There shall not be break up and any remarkable blotch.

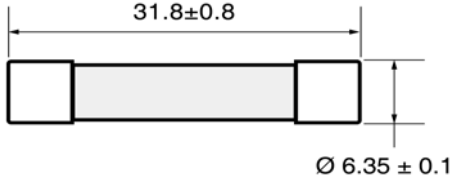
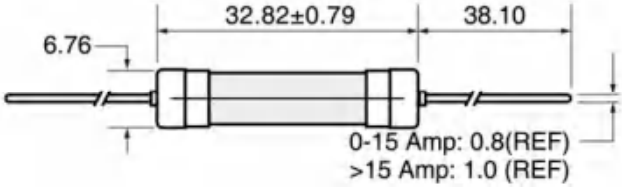
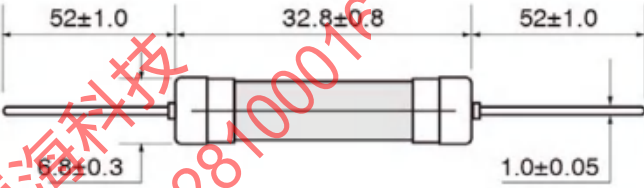
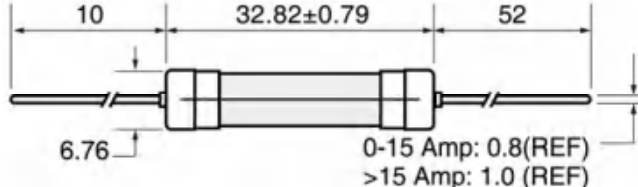
5-2 形狀：小型保險絲。

Configuration: Miniature-Fuse.

6. 工程圖和結構 / OUTLINE DRAWING AND STRUCTURE

6-1 工程圖 (單位: mm) / Outline Drawing and Dimensions (Unit: mm)



WM30-XXX	
WM30- XXX -P	
WM30- XXX-P-L	
WM30- XXX-P-SXL	

7. 電氣特性 / ELECTRICAL CHARACTERISTICS

Rated Current	1.0In	2.5In
200mA - 30A	4 hour min.	120 sec max.

說明/Specifications

Part No.		Rated Voltage	Rated Current	Breaking Capacity	Typical Cold Resistance (mΩ)	Typical Voltage Drop (mV)	Typical Pre-Arcing I ² t (A2Sec)
WM30-XXX	WM30-XXX-P-YY (YY : blank / L / SXL)	AC/ DC		AC/ DC			
WM30-0.2	WM30-0.2-P-YY	660V	200mA	1000A	1830	780	0.0031
WM30-0.25	WM30-0.25-P-YY		250mA		1760	760	0.009
WM30-0.315	WM30-0.315-P-YY		315mA		1700	720	0.05
WM30-0.4	WM30-0.4-P-YY		400mA		1650	700	0.059
WM30-0.5	WM30-0.5-P-YY		500mA		1000	600	0.081
WM30-0.6	WM30-0.6-P-YY		600mA		750	530	0.178
WM30-0.8	WM30-0.8-P-YY		800mA		530	500	0.43
WM30-1	WM30-1-P-YY		1A		450	560	0.21
WM30-1.25	WM30-1.25-P-YY		1.25A		260	400	1.37
WM30-1.6	WM30-1.6-P-YY		1.6A		180	350	3.72
WM30-2	WM30-2-P-YY		2A		150	360	1.5
WM30-2.5	WM30-2.5-P-YY		2.5A		80	300	4.5
WM30-3	WM30-3-P-YY		3A		60	270	7.54
WM30-3.15	WM30-3.15-P-YY		3.15A		50	250	12.66
WM30-4	WM30-4-P-YY		4A		40	230	15.8
WM30-5	WM30-5-P-YY		5A		30	200	30
WM30-6	WM30-6-P-YY		6A		20	186	84.5
WM30-8	WM30-8-P-YY		8A		17	175	75
WM30-10	WM30-10-P-YY		10A		16	170	97.7
WM30-12	WM30-12-P-YY		12A		8.8	120	148
WM30-12.5	WM30-12.5-P-YY		12.5A		8	115	153
WM30-15	WM30-15-P-YY		15A		7.5	110	158
WM30-16	WM30-16-P-YY		16A		7	107	162
WM30-20	WM30-20-P-YY		20A		5.2	105	500
WM30-25	WM30-25-P-YY		25A		3.5	100	583
WM30-30	WM30-30-P-YY		30A		3	92	1016

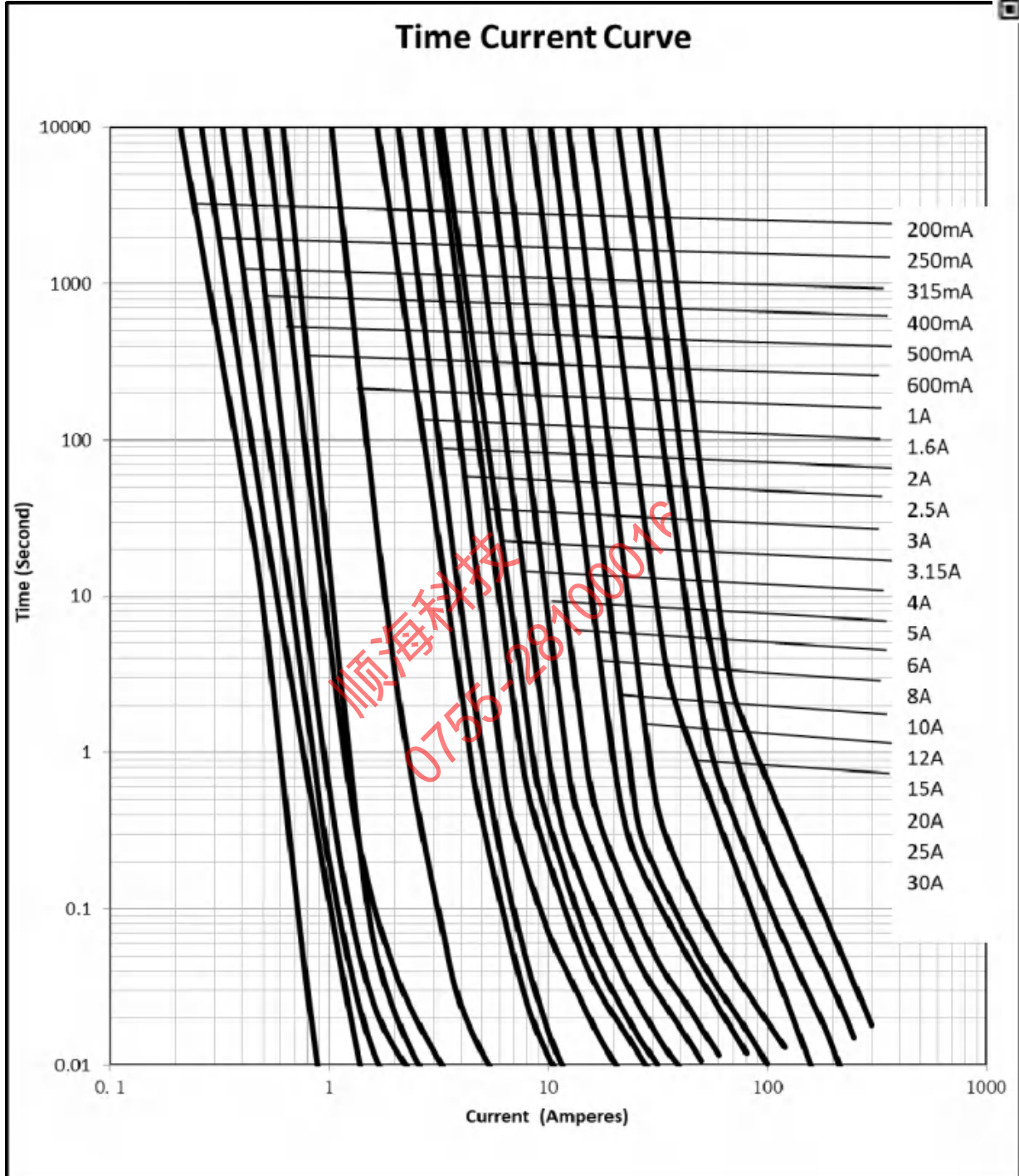
*冷電阻在直流<10%額定電流條件下 25°C環境溫度中測量

DC Cold Resistance are measured at <10% of rated current in ambient temperature of 25°C

 * I²t 值是以 10In 電流測量

 Typical -Pre-arching I²t are measured at 10In Current


8. 時間電流曲線 Time-Current Curve



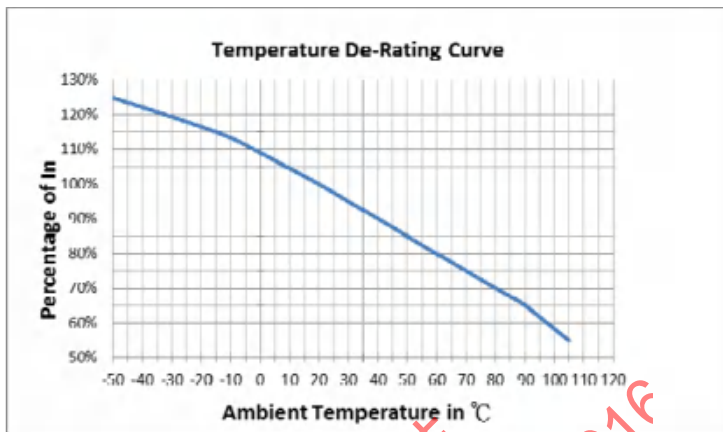
9. 環境特性 / ENVIR

9-1 操作溫度範圍: $-55^{\circ}\text{C} \sim 125^{\circ}\text{C}$ / Operating Temperature: $-55^{\circ}\text{C} \sim 125^{\circ}\text{C}$

若貴司操作環境溫度超出 $25 \pm 5^{\circ}\text{C}$ 範圍，在選用保險絲規格時，需考慮操作環境溫度對保險絲的影響。
請參照：溫度-電流曲線圖。

When choosing the fuse's specification, if the operating environmental temperature beyond the scope from $20 \sim 30^{\circ}\text{C}$, you should consider the environmental temperature's affection to fuses.

-Please refer : Temperature-Current curve:



9-2 存儲條件 / Storage Conditions

在溫度 $+10^{\circ}\text{C} \sim 60^{\circ}\text{C}$ 、相對濕度 $\leq 75\%$ 的密閉條件下可存放 3 年。

Under airtight in tem-Perature $+10^{\circ}\text{C} \sim 60^{\circ}\text{C}$ 、relative humidity $\leq 75\%$ can store 3 years.

在溫度 $+10^{\circ}\text{C} \sim 60^{\circ}\text{C}$ 、相對濕度為 95% 的非露天下最多可存放 30 天。

Without dew in tem-Perature $+10^{\circ}\text{C} \sim 60^{\circ}\text{C}$ 、relative humidity be 95% maximum value for 30days.

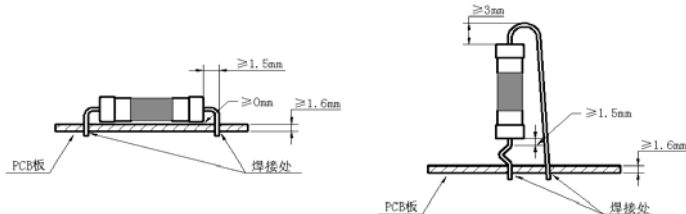
10. 安全認證及編號 / STANDARDS AND A-P-PROVALS

UR	E56092 (200mA~30A JDYX2)
CUR	E56092 (200mA~30A JDYX8)

11. 安裝方式及條件 / INSTALLATION WAY AND -PARAMETERS

11-1 建議如下圖安裝方式安裝，並滿足所要求的尺寸。

-Pro-Pose that the following -Picture installation way is installed, and satisfied the required size.



11-2 建議客戶焊接參數 / Recommended Customer Soldering -Parameters

波峰焊參數 / Wave -Parameters:

 錫爐溫度 / Solder -Pot Temperature: $260 \pm 3^{\circ}\text{C}$

焊接時間 / Solder Dwell Time: 10s Max

手工焊參數 / Hand-Solder -Parameters:

 烙鐵溫度 / Solder Iron Temperature: $350 \pm 5^{\circ}\text{C}$

焊接時間 / Heating Time: 5 s Max

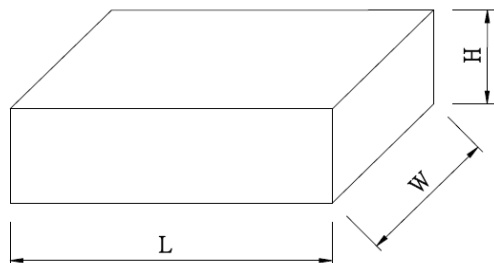
12. 包裝 / -PACKING

12-1 數量/Quantity

規格 Specs	袋 Inner polybag	小盒 Inner small box .	大盒 Inner big box	外箱 outer carton
WM30-XXX (rated current <2A)	/	20PCS	240PCS	4320 PCS
WM30-XXX (rated current $\geq 2\text{A}$)	250PCS	/	250PCS	5000 PCS
WM30-XXX-P	/	/	75PCS	2250 PCS
WM30-XXX-P-L WM30-XXX-P-SXL	/	/	100PCS	2000 PCS

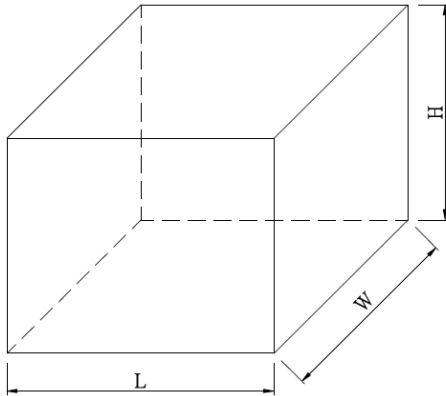
12-2 內盒(大) / Inner big box

單位/Unit : mm



規格/ Specs	L	W	H
WM30-XXX (rated current <2A)	140 \pm 3	105 \pm 3	45 \pm 3
WM30-XXX (rated current $\geq 2\text{A}$)	185 \pm 3	75 \pm 3	65 \pm 3
WM30-XXX-P	115 \pm 3	110 \pm 3	45 \pm 3
WM30-XXX-P-L WM30-XXX-P-SXL	185 \pm 3	75 \pm 3	65 \pm 3

12-3 外箱 / Outer carton



單位/Unit : mm

規格 /Specs	L	W	H
WM30-XXX (rated current <2A)	380±5	245±5	200±5
WM30-XXX (rated current ≥ 2A)	400±5	380±5	140±5
WM30-XXX-P	400±5	380±5	140±5
WM30-XXX-P-L WM30-XXX-P-SXL	400±5	380±5	140±5

13.其他 / OTHERS

13-1 如果在使用中有超出本規格書的要求，必須經由雙方協商確認。

In the event that an impropriety is found beyond this specification, it shall be fixed by mutual agreement between the Parties.

13-2 如果本規格書有不適當的情況，必須通過雙方協商並由本公司修改。

In the event that an impropriety is found in this specification, WALTER ELECTRONIC CO., LTD. shall amend it by mutual agreement between the Parties.



版次	製作	確認	審核
第五版	陳正永	熊軍	Andrew



UL iQ for Fuses



Fuses

E56092

Guide Information

SUZHOU WALTER ELECTRONIC CO LTD

NO.99 Xinli Road, Fenhu Technic Development Zone, Wujiang Jiangsu 215211 CN

WM30 followed by 0.1 to 50, followed by P

Supplemental fuses: pigtail leads, filled-tube

<u>Size</u> <u>mm(in)</u>	<u>Amps</u> <u>(A)</u>	<u>Volts</u> <u>(V)</u>	<u>Interrupting</u> <u>Rating (A)</u>
6.3 x 31.75 (0.25 x 1.25)	0.1 - 50	250Vac	1000
	0.1 - 30	660Vac	1000
	0.1 - 30	660Vdc	1000
	0.1 - 12	600Vdc	10000
	0.1 - 12	1000Vdc	10000
	0.1 - 50	150Vdc	1000
	0.1 - 12	600Vac	10000
	0.1 - 12	1000Vac	10000
	0.1 - 30	400Vac	1000
	0.1 - 30	400Vdc	1000
	0.1 - 12	300Vac	10000
	0.1 - 12	300Vdc	10000

Report Date: 2016-04-01

Last Revised: 2018-06-14

© 2021 UL LLC



顺海科技
0755-28100016